

IF SEM-2C(H)

for Volvo FH4B / FM4B / FMX4B trucks with SEM2 Module

Trigger priority by triggering same time:
Cam. 2 (White): highest priority
Cam. 1 (Blue): lowest priority

Camera 2 trigger input (10V ~ 36V)

camera 2

Camera 1 trigger input (10V ~ 36V)

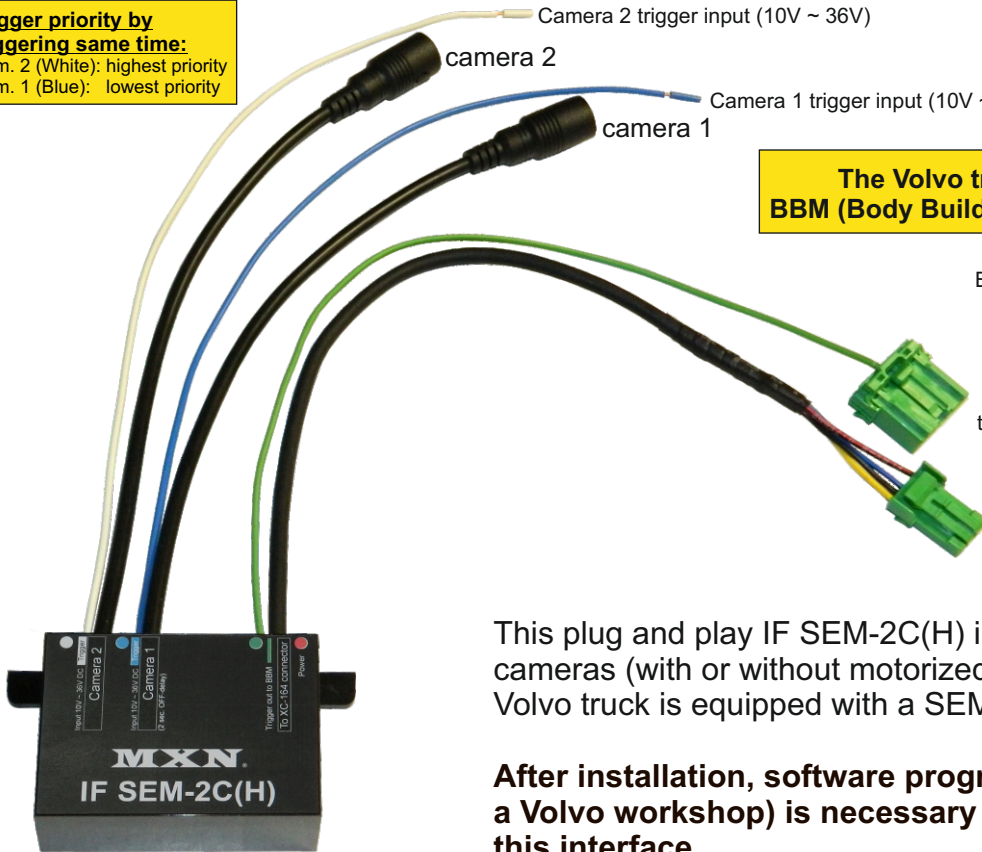
camera 1

The Volvo truck must be equipped with a BBM (Body Builder Module), order code: ECBB-HIG

BBM Module

to BBM Module

to XC164 connector



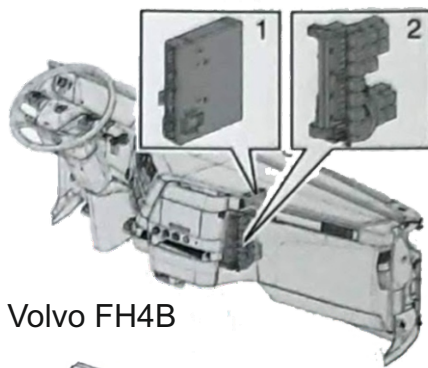
This plug and play IF SEM-2C(H) interface for two analog cameras (with or without motorized shutter), only works if the Volvo truck is equipped with a SEM2 and BBM module.

After installation, software programming of the truck (by a Volvo workshop) is necessary to utilize all functions of this interface.

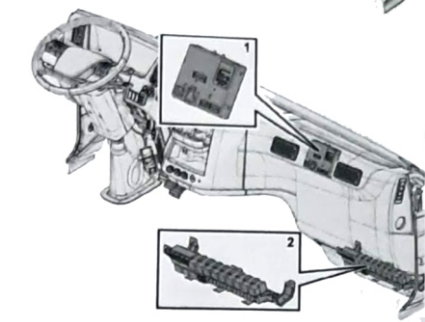
Location BBM module

Location of the 5-pin green XC164 connector and BBM Module is under the fuse box in the center of the dashboard

XC164 connector



Volvo FH4B



Volvo FM4B

1. Body Builder Module (BBM)
2. Fuse and relay box BBM

BBM Module (FH)

